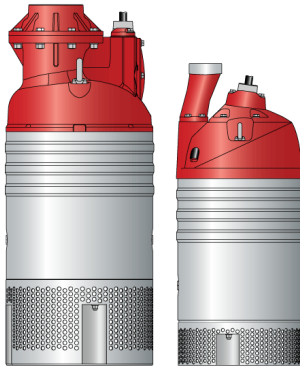




Maxi

Electrical submersible drainage pump



Maxi N & L

Maxi H

50 Hz	N	H	L
Discharge connection	8"	4"	8"
Rated power P_2 [kW]	37	37	30
Max. power consumption P_1 [kW]	41	41	33
Shaft speed [r.p.m.]	2950	2950	1465
Rated current at 230V	112 A	112 A	98 A
Rated current at 400V	65 A	65 A	57 A
Rated current at 500V	52 A	52 A	45 A
Rated current at 1000V	26 A	26 A	
Solids passage [mm]	15	12	15
Height [mm]	1302	1046	1302
Diameter [mm]	506	436	506
Weight [kg]	280	240	285

Other voltages on request

Pump types

N: normal pressure

H: high pressure

L: low pressure

Classification

Electrical submersible pump, protection class: IP68

Electrical motor

Squirrel cage induction motor, insulation class H (IEC 85)

Motor protector

Temperature guard with thermal contacts in the stator and air valve

This pump must be used with external motor protection in accordance with technical data

Cable - SubCab

230V DOL: 4G35mm²+S(2x0,5)mm², length 20m

230V Y/D: 4G25mm²+S(2x0,5)mm², length 20m

400-500V DOL: 4G16mm²+S(2x0,5)mm², length 20m

400-500V Y/D: 4G10mm²+S(2x0,5)mm², length 20m

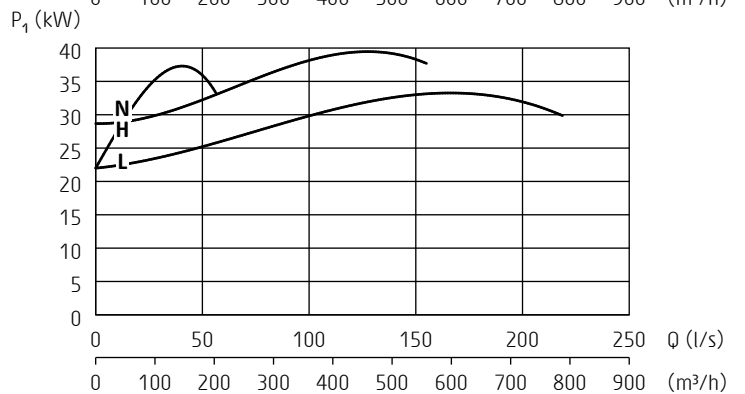
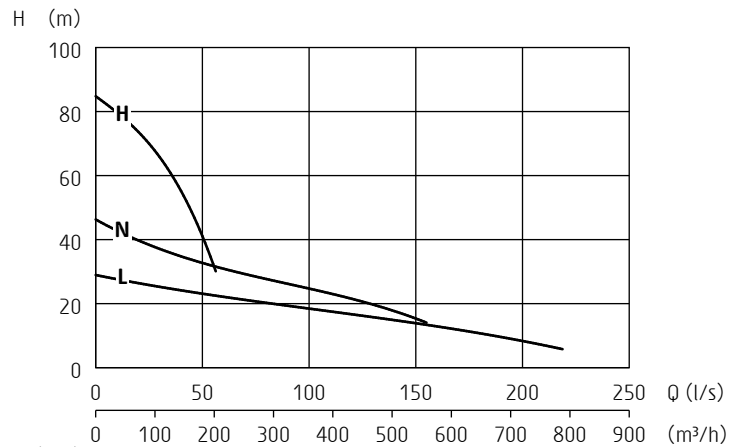
Limitations

Max. submersion depth: 20 m

Max. liquid temperature: 40 °C

Allowed pH range: 5 - 8

Maximum liquid density: 1100 kg/m³



ISO 9906/A

Shaft seals

Double mechanical seal running in an oil compartment
Material lower seal: tungsten carbide - tungsten carbide
Material upper seal: tungsten carbide - tungsten carbide

Bearings

Lower: Double angular contact ball bearing with CB clearance

Upper: ball bearing with C3 clearance

Discharge connection

Hose: 4", 6", 8"

NPT & ISO-G Male: 4"

NPT & ISO-G Female: 6", 8"

Materials

Casted parts: Aluminium

Outer casing: Stainless steel

Motor shaft: Stainless steel

Impeller: Hard-Iron™

Diffusers: Polyurethane

Screws and nuts: Stainless steel

Accessories

Zinc anodes - Starter box, DOL or Y/D

Tandem connection - Pump raft - Non return valve

For Maxi H: Open impeller (closed impeller as standard)